

WHEELY

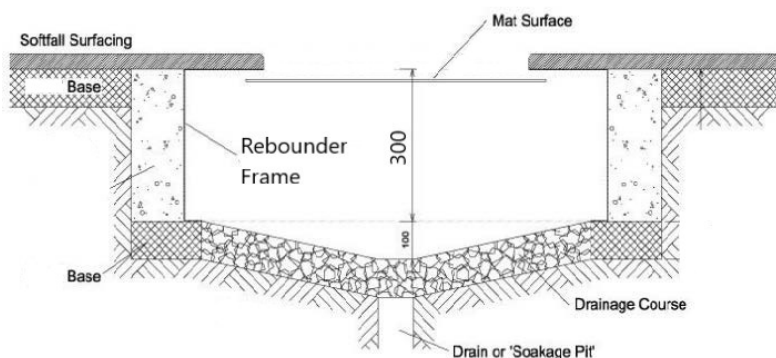
The Wheely model is a rectangle inground single trampoline that can be placed separately in a play or fitness area. Multiple units can be placed in clusters to create more options to improve social and inclusive engagement. with the added advantage of being

SPECIFICATIONS

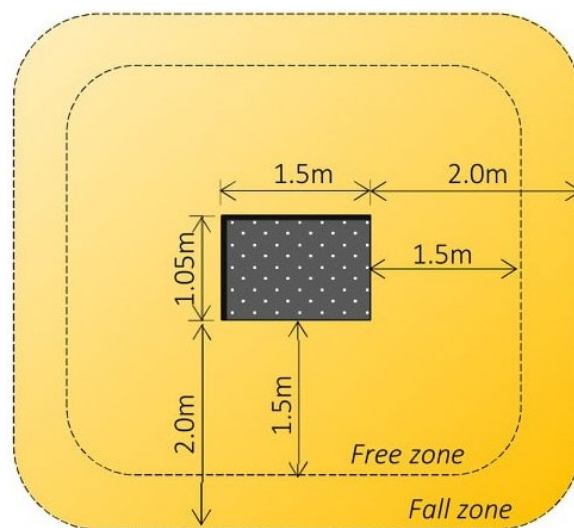

Equipment Size	1.95m x 1.5m x 0.3m
Bounce Area	1.5m x 1.1m
Min Fall Zone	2m
Max Fall Height	>1m
Weight Capacity	400 kg
Age Range	2+
Number of Users	Multiple

MATERIALS

Frames	Galvanised Steel
Springs	Galvanised Steel
Bouncing Mat	Recycled Rubber



Soft Fall Rubber surfacing is fitted to the frame only (if required). If you require soft fall for the impact area, please request a quote.



AUS Standards Compliance - AS 4685:2021




Promotes Inclusivity and Diversity



Encourages Physical Activity and Health



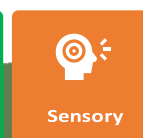
Enhances Cognitive and Social Development



Jumping



Inclusive



Sensory



Fitness

*All information is the property of Play Safety Group co., Ltd. All information is correct as of August 2024. For details regarding safety standards, warranties, insurances, installation and Q&As, please contact Play Safety Group Co., Ltd.

CREATING SAFE AND FUN PLAY

Enquire Now